

# Instruction Manual

Suitable for :75W centralized power supply (PLI24DC3A)

## Product Introduction

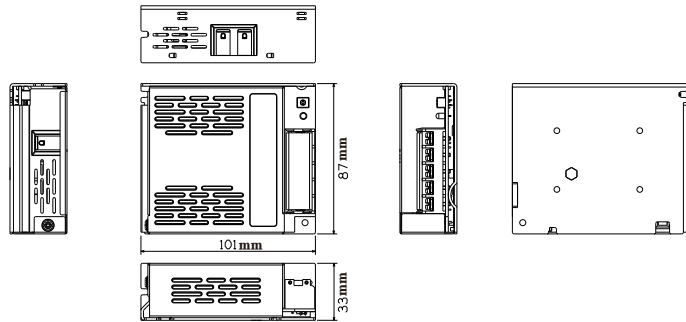
Please confirm whether the model is the same as the actual one, you now have an isolated type of stabilized power supply. The conversion efficiency of this model is higher than 85%. It has output over-current protection, short circuit protection and constant output voltage and so on.

## Technical Parameters

Input voltage: 100-240Vac 50/60 Hz  
 Output ripple: 1% $mV_{pp}$  of output voltage  
 Range of adjustable voltage: +/- 1.5V  
 Storage humidity: 10~95%RH  
 Working humidity: 20~90%RH, No condensation

Input current: 1.7 A MAX  
 Operating temperature: -20~60°C  
 Storage temperature: -25~85°C  
 Load loss: 1W

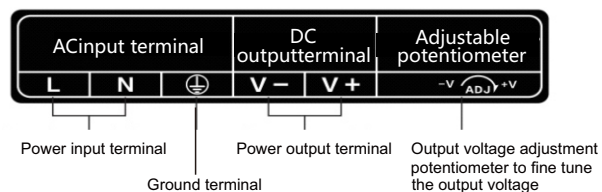
## Size



## Model and parameter comparison table

Power	Model No.	Input voltage	Output voltage	Output current	Output Power
75W	PLI24DC3A	100~240Vac	DC 24V	3A	75W

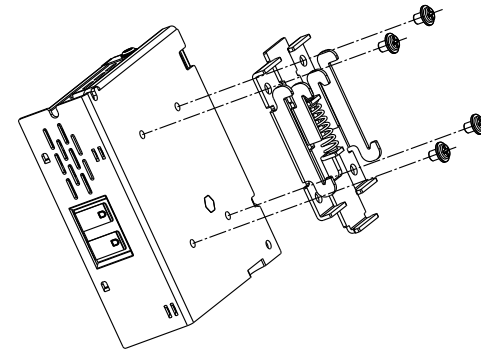
## Terminal Pin description




## Attention

1. The power input and output terminals are equipped with safety protection devices. After the cable is connected, the protective cover should be covered.
2. Before powering on, please check if the input and output connections are correct, so as not to damage the user's equipment.
3. After plugging in, the green light of the power output is bright. If it is not lit, please check if the wiring is wrong. If there is no normal output, please send it for repair.
4. If the required power does not match the selected model during actual use, please let us know in time that we will match the matching model at the fastest speed.
5. Do not install the power supply in direct sunlight, high temperature, rain and dust, and install it in a ventilated place. Live the cooling windows on both sides.
6. Must be careful not to use in environments with water splashes and water droplets.

## Installation diagram



## Product Picture



Universal rail buckle installation

